

# Wedding Preparation Checklist

## Celebrant

Our marriage celebrant .....

## Marriage licence:

Applied for .....

Collected/received .....

## Place of wedding:

Reservation/booking confirmed .....

Date and time .....

## Bridal party confirmed:

Chief bridesmaid or Matron of honour .....

Best man .....

Other attendants .....

## Flowers:

Venue .....

Bridal party .....

Other .....

## Other Arrangements:

Photographer arranged/confirmed .....

Car(s) arranged/booked .....

Guest list completed .....

Organist/other music .....

Ushers confirmed .....



### **Invitations:**

- Emailed .....
- Printed .....
- Sent .....
- "Wish list" of wedding gifts compiled .....

### **Bridal apparel:**

- Wedding dress .....
- Bridesmaid(s) dress(es) .....

### **Suit hire/purchase:**

- Bridegroom .....
- Best man/groomsmen .....

### **Gifts for attendants:**

- Decided .....
- Obtained .....

### **Wedding ring(s):**

- Selected .....
- Collected .....
- Other arrangements .....

### **Notes**



# Marriage Ceremony Framework

Here is a typical framework for the sections of a marriage ceremony. Decisions on the content of your ceremony need to be made in consultation with your celebrant.

## Section I – Setting the scene

- 1. Introduction .....
- 2. Prayer .....
- 3. Optional reading .....

## Section II – The main action

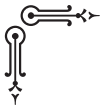
- 4. Declaration of intention .....
- 5. The giving and affirmation .....
- 6. The vows .....
- 7. The exchange of rings .....
- 8. The pronouncement .....

## Section III – Drawing to a close

- 9. Reading on love .....
- 10. Conclusion .....
- 11. The dismissal .....
- 12. The blessing .....

### *Together with:*

- 13. The signing of the register – placed after? .....
- 14. Song/hymn/music choice .....
- Placed after? .....
- Placed after? .....



# Reception checklist

## Reception:

- Venue booked .....
- Catering confirmed .....
- Flowers/decor arranged .....
- Music .....
- Other .....
- Master of Ceremonies .....

## Proposer(s) of toast(s):

- Toast list finalised .....
- Proposers confirmed .....

## Other speakers:

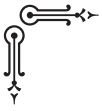
- Replying to toasts .....
- Other speeches .....

## Wedding Cake:

- Arranged/ordered .....
- When cut and served .....

## Social/dance following reception:

- Music .....
- Supper .....



# Our Wedding Day

Our marriage celebrant: .....

Venue: .....

Date and time: .....

Our witnesses: .....

Chief bridesmaid: .....

Best man: .....

Others in our bridal party (as applicable):

Bridesmaids: .....

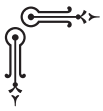
Groomsmen: .....

Flower girls: .....

Page boys: .....

Gifts received:

Keep a detailed record of the wedding gifts you receive, and who has given you each gift. Ask one or more members of your wedding party to compile this list for you. A month or two after your ceremony you can then send thank you notes.



# Our Anniversaries

Number	Name	How celebrated
First	Cotton	
Second	Paper	
Third	Leather	
Fourth	Fruit or flowers	
Fifth	Wooden	
Sixth	Sugar or candy	
Seventh	Woollen or copper	
Eighth	Bronze or pottery	
Ninth	Willow pattern or pottery	
Tenth	Tin	
Eleventh	Steel	
Twelfth	Silk and fine linen	
Thirteenth	Lace	
Fourteenth	Ivory	
Fifteenth	Crystal	
Twentieth	China	
Twenty-fifth	Silver	
Thirtieth	Pearl	
Thirty-fifth	Coral	
Fortieth	Ruby	
Forty-fifth	Sapphire	
Fiftieth	Golden	
Fifty-fifth	Emerald	
Sixtieth	Diamond	

Copyright Gregory Hughson & Douglas Pratt 2020.

This is an extract from their book: *Getting Married in New Zealand - Te Mārenatanga ki Aotearoa: A guide to creating wedding and birth celebrations*, which can be bought on the publisher's website here: [www.pgpl.co.nz](http://www.pgpl.co.nz)